

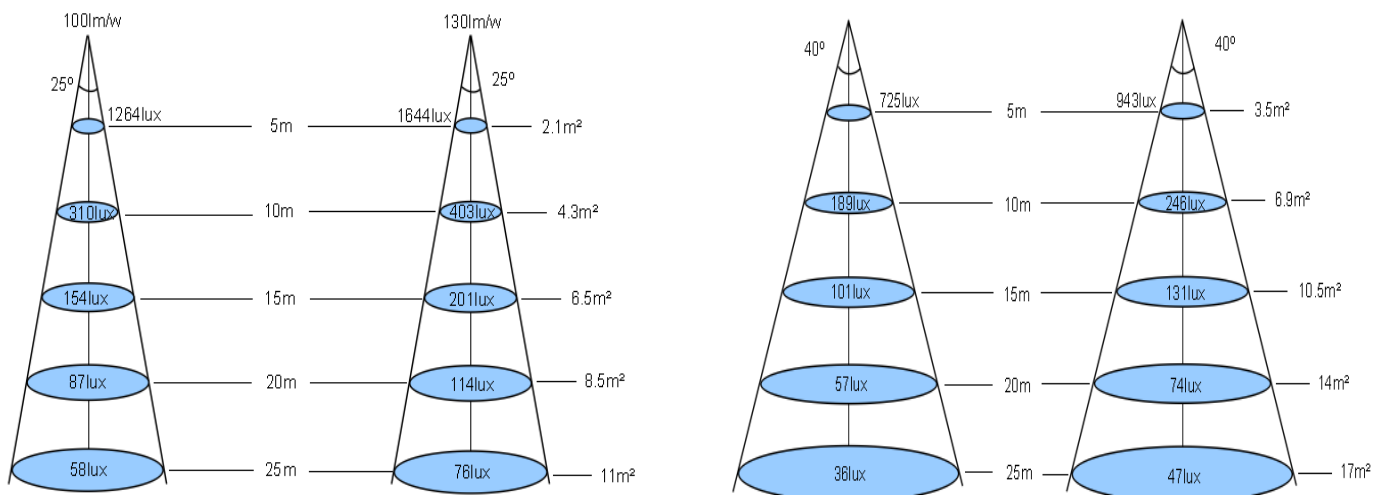
TEKE Series - Hi-Lumen LED Floodlight

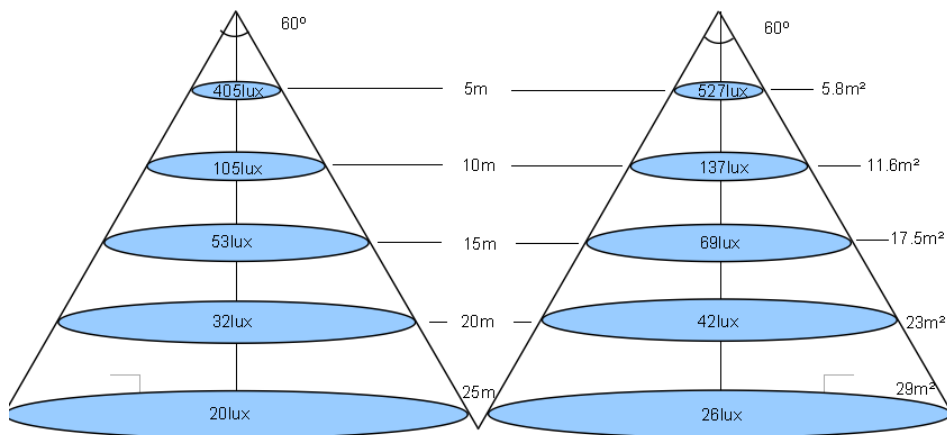


1. Adopts the industries high-end COB Led Cree and Bridglux light source.
2. The innovation of cooling and temperature balance control technology.
3. Working life >80,000 hours
4. Reliable, high efficiency, constant current power supply
5. IP67 rating is applicable to outdoor environment
6. 6 Years warranty.

Part No:	TKF-500W	Operating temperature	-40° C to 60° C
Wattage:	500watt	Storage temperature	-40° C to 85° C
LED Light Source:	Bridgelux	Color Temperature	2800K-9000K
Input voltage	90-305VAC 50-60HZ	Color rendering index	Ra>85
Power Supply	Meanwell HLG series	Bean Angle	10 / 25 / 40 / 60 / 90 degree
Power factor (PF)	≥0.95	IP Rating	IP67
Light attenuation (10000H)	<2.4%	Economical lifetime	> 80,000 Hrs
Luminous efficiency	160 lm/w	Wind resistance index	12 level
Total Lumen	80000 lm	Light Body Size (LxWxH)	575x403.8x90mm
Light efficiency	>95%	Packing size (LxWxH)	635x460x120mm
LED temperature	50° C±10%	The net weight	18kg

Luminance Indication(Center Lux)





1000W LED Flood Light Test Report

Test Item: 1000Watt Flood Light

Test Company: TK Laboratory Testing

Test Date: On Feb 13, 2015

Life Span Test Project

Test data:

Hour(H)	Light Flux(LM)	DC Voltage	DC Current(A)	Preservation Rate of light
1	110000lm	31.33	35	100%
1000	107800lm	31.35	35	98%
2000	107360lm	31.30	35	97.6%
3000	106150lm	31.35	35	96.5%
5000	104500lm	31.28	35	95%
6000	103730lm	31.37	35	94.3%
6500	102850lm	31.37	35	93.5%

Estimated life Span:

According To energy star requirements for LED life Spain, light saving rate is 93.50% for 6500hours and life span is greater than 80000 hours

Failure Determined:

When retention rate is less than 70%, we regard it as led failure. The Visible brightness is observed obviously down, central color temperature shifts seriously, the basic lighting requirements for customers or Users can not be satisfied, or it has bad effect to the eyes of users. Failure time: generally 100000hours.

Opto-electric test project:

Lamp Parameters:

Input Power AC(W)	Rated	1050	Color Temperature (K)	Rated	2800-7500
	Measured	1049		Measured	6750
Power Factor	Rated	0.95	Luminous Flux (lm)	Rated	110000
	Measured	0.95		Measured	115400
Input Frequency (HZ)	Rated	50~60	Input Voltage (V)	Rated	30-34
	Measured	50		Measured	31.3

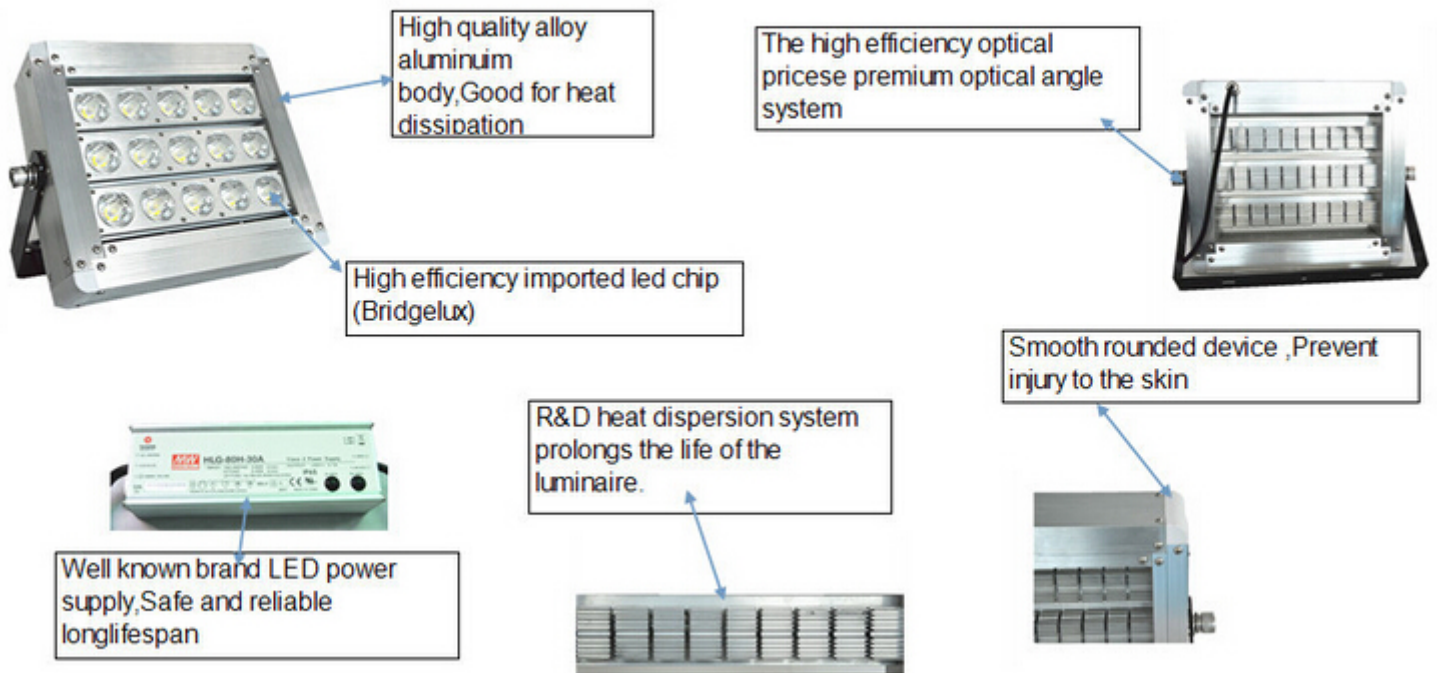
Input Current (A)	Rated	35	Luminary Efficiency (lm/W)	Rated	110
	Measured	35		Measured	115
Color Index (RA)	Rated	65			
	Measured	70.5			

Test Instruction

1. The Luminous surface of fixture is horizontal
2. LED Driver is inbuilt type.
3. Light Source: LS-HPEPY100M50CW-A11 10pcs
4. Keep the light on for 2 hours when measured; write down the numbers after the light source is stable
5. Test Environment temperature: 25+/-1C, Humidity: 61+/-10% RH
6. Photometric Test Condition: Use The Sphere- Radiometer to test optical and color Parameters: Integrating sphere diameter-1.5, inner ball coating is barium sulfate, reflection rate 90-95% . Measuring method-4%, the spectrum range is 380-790nm
7. Uncertainty explanation: under impact from test environment and temperature, the system inaccuracy of testing instruments will further impact the test results

Referred test standard: IES LM-78:2008, IES LM-79:2008, IES LM-80: 2008, US Energy star, LED TEST (Version 2), CIE 127:2007, ISBN 978 3 901 906 589

Products detail



Product Dimensions

